

Maharaja Agarsain Public School
Monthly Planner - OCTOBER
Class - 3

SDG Goal of the Month - Life below water

Subject - ENGLISH

Class- 3

TOPIC- LITERATURE- Where Go the Boats?
GRAMMAR- PRESENT CONTINUOUS TENSE
VOCABULARY- SYNONYMS

SUBTOPIC-
LITERATURE-Students will write about their experience of having a boat ride.
GRAMMAR- Write about five actions happening around them using the Present Continuous Tense.
VOCABULARY- Making of Synonym flowers.

ASSIGNMENT-
LITERATURE- Students will write about the usefulness of boats.
GRAMMAR- Complete the worksheet based on the Present Continuous Tense.
VOCABULARY- Complete the Worksheet based on Synonyms.

ACTIVITY- Draw a colourful picture of the boat and describe it using 4-5 sentences.
Make a collage of the paper boats on A4 size sheets
VOCABULARY- Read an article from the newspaper and write the synonyms of the underlined words.

MATERIAL REQUIRED -
LITERATURE- A-4 sheet, sketch pens, picture
VOCABULARY- Newspaper, sketch pens

Maharaja Agarsain Public School
Monthly Planner - OCTOBER
Class - 3

SDG Goal of the Month -Industry ,Innovation and Infrastructure

Subject - HINDI

Class- 3

TOPIC- पाठ -9 साईकिल की कहानी
पाठ -10 ऐसी दुनिया हमें चाहिए

SUBTOPIC- पाठ -10 क्रिया
पाठ -11 पर्यायवाची शब्द
पाठ -12 विलोम शब्द

ASSIGNMENT- कार्य पत्रिका , अभ्यास कार्य , वीडियो लिंक

ACTIVITY- क्ले से अपना प्रिय वाहन बनाना
5 क्रिया शब्दों को चित्र के रूप में प्रस्तुत करना
अपने पसंदीदा 5 चित्र बनाकर / चिपकाकर उसके 2-2 पर्यायवाची शब्द लिखना
विलोम शब्द के प्रत्येश कार्ड बनाना

MATERIAL REQUIRED - क्ले , चित्र , A - 4 साइज़ शीट , स्केच पेन ,रंग, फेविकोल , चार्ट पेपर

Maharaja Agarsain Public School

Monthly Planner - OCTOBER

Class - 3

SDG Goal of the Month - Quality Education

Subject - MATHS
Class- 3

TOPIC- Shapes
Pattern and symmetry

SUBTOPIC- Shapes:
Solid Shapes
Concept of line,line segment and ray
Straight and curved lines
Properties of plane shapes
Pattern and symmetry
Patterns
Symmetry

ASSIGNMENT- Assignment given at the end of the chapter

ACTIVITY- Shapes:
Tangram Activity
model of house using maximum 2-D shapes
Pattern and symmetry
Patterns activity
Symmetry activity

MATERIAL REQUIRED-Origami sheets,A-4 size sheets,Patterns kit from maths kit

Maharaja Agarsain Public School

Monthly Planner - OCTOBER

Class - 3

SDG Goal of the Month -Life on land

Subject - EVS

Class- 3

TOPIC- Ch-9. The Animal World.
Ch-10. Birds- Our winged friends
Ch-11. Air around us

SUBTOPIC- Ch-9. The Animal World
 i) Different types of animals
 ii) What do animals eat
 iii) Body parts of animals
 iv) Useful insects
 v) Harmful insects
Ch-10. Birds- Our winged friends
 i) Where do birds live
 ii) Body parts of birds
 iii) Feathers and flight
 iv) Beaks, claws and Food
 v) Nests and sounds of birds
Ch-11. Air around us
 i) Properties of air
 ii) Forms of Air- wind, breeze and storm
 iii) Composition of air
 iv) Uses of Air






ASSIGNMENT- Ch-9, 10, 11 Students will solve the worksheets, Back exercise of book, extra questions given in class

ACTIVITY- Ch-9 Paste pictures of arboreal and terrestrial animals in notebook.
Students will make a cut out of any one animal and label its parts.
Ch-10 Students will make a model of nest using coconut shell and fibres.
Ch-11 Make a creative poster depicting properties of air.

MATERIAL REQUIRED ch-9 pictures of arboreal and terrestrial animals , A-4 sheet, origami sheets, Coloured gel pens,
Ch-10 coconut shell, fibres.
Ch-11 A-4 sheet, pencil, Coloured gel pens

OCTOBER - 2023

MONDAY	TUESDAY	WEDNESDAY	THURSDAY	FRIDAY	SATURDAY	SUNDAY
						1
2	3 Make a colourful drawing of a poem and describe it in 5-6 sentences. 	4 Tangram Activity 	5 क्ले से अपना प्रिय वाहन बनाना 	6 Paste pictures of arboreal and terrestrial animals in notebook. 	7	8
9 Draw and colour any five things that relate to the lesson and make you feel happy. 	10 5 क्रिया शब्द को चित्र के रूप में प्रस्तुत करना 	11 Students will make a cut out of any one animal and label its parts. Hint: https://pin.it/64IAPRm 	12 2 D shape activity 	13 Students will make model of a nest using coconut shell and fibres. 	14	15

<p>16</p> <p>Pattern Activity</p> 	<p>17</p> <p>Make a creative poster depicting properties of air</p> 	<p>18</p> <p>अपने पसंदीदा पाँच चित्र बनाकर या चिपकाकर दो - दो पर्यायवाची शब्द लिखो।</p> 	<p>19</p>	<p>20</p> <p>Students will make a bingo about any festival.</p> 	<p>21</p>	<p>22</p>
<p>23</p>	<p>24</p>	<p>25</p> <p>Make a poster showing how can we keep air clean.</p> 	<p>26</p> <p>Make a poster on do's and don't's on any festival.</p> 	<p>27</p> <p>Symmetry Activity</p> 	<p>28</p>	<p>29</p>
<p>30</p> <p>विलोम शब्द के प्रत्येक शब्द के फ्लैश कार्ड बनाना</p> 	<p>31</p>					

