

**Maharaja Agarsain Public School**  
**Monthly Planner - DECEMBER**  
**Class-5**

**SDG Goal of the Month -**

**Subject - ENGLISH**

**Class- 5**

**TOPIC:-**

**LITERATURE- CH-11- Sumit's Space Trek**

**GRAMMAR- Punctuation Marks**

**VOCABULARY- Anagrams**

**SUBTOPIC:-**

**LITERATURE-CH-11-Prepare a poster on 'Me In Space' and write a few lines on it.**

**GRAMMAR-Correct the paragraph by adding appropriate punctuation and capitalization.**

**VOCABULARY-Rewrite the story by swapping the words using anagrams.**

**ASSIGNMENT:-**

**LITERATURE-CH-11-Who was Neil Armstrong? Write a few lines on him.**

**GRAMMAR-Make a punctuation tree and write sentences using those punctuation marks**

**VOCABULARY- Worksheet based on Anagrams will be given.**

**ACTIVITY-**

**LITERATURE-CH-11-Draw the picture of Rocket and describe how the boys felt when the rocket took off.**

**GRAMMAR- Make your own "Punctuation Pockets"**

**VOCABULARY-"Awesome Anagrams"quiz will be played in the class**

**MATERIAL REQUIRED -**

**LITERATURE-A-4 size sheet, colours, sketchpens**

**GRAMMAR-Coloured origami sheets, colours, sketch pens, fevistick**

**VOCABULARY-Short quizzes prepared on origami sheets, Smart class**

**Maharaja Agarsain Public School**  
**Monthly Planner - DECEMBER**  
**Class-5**

**SDG Goal of the Month - Quality Education**

**Subject - HINDI**

**Class- 5**

**TOPIC-** पाठ-14 बेड़ी  
पाठ-15 डॉ. ए.पी.जे अब्दुल कलाम  
पाठ-16 कदंब का पेड़

**SUBTOPIC-** पाठ-12 शब्द भंडार  
पाठ-13 उपसर्ग एवं प्रत्यय  
पाठ-14 विराम चिह्न  
पाठ-15 मुहावरे और लोकोक्तियाँ

**ASSIGNMENT-** कार्यपत्रिका, अभ्यासकार्य, वीडियो लिंक

**ACTIVITY-** आइसक्रीम स्टिक का प्रयोग करते हुए विराम चिह्न बनाएंगें।  
मुहावरों का प्रयोग करते हुए चित्र सहित फ्लैश कार्ड बनाएंगें।

**MATERIAL REQUIRED -** A-4 साइज शीट, स्केच पेन, फेविकोल, चित्र, आइसक्रीम स्टिक, चार्ट पेपर

**Maharaja Agarsain Public School**  
**Monthly Planner - DECEMBER**  
**Class-5**

**SDG Goal of the Month - Quality Education**

**Subject - MATHEMATICS**

**Class- 5**

**TOPIC- Ch-11 Perimeter ,Area and Volume**  
**Ch-12 Data Handling**

**SUBTOPIC-**

**Ch-11 Perimeter ,Area and Volume**

- Recognize difference between perimeter and area
- Calculate perimeter of rectangle and area
- Find relationship between area and perimeter
- Calculate area of irregular shapes
- Find the area of regular and irregular shapes by counting squares
- Calculate volume of cube and cuboid

**Ch-12 Data Handling**

- Interpret and draw pie chart
- Interpret and draw line graph
- Draw tally marks for given numbers

**ASSIGNMENT- Worksheet given in the chapter and assignment sent through edunext on weekly basis.**

**ACTIVITY-**

- Find Perimeter and Area using 12 adjacent square
- Circle/pie graph
- Tally marks

**MATERIAL REQUIRED - Graph,compass,A-4 size sheet,Ice cream sticks ,Fevicol**

**Maharaja Agarsain Public School**  
**Monthly Planner - DECEMBER**  
**Class-5**

**SDG Goal of the Month - SUSTAINABLE CITIES AND COMMUNITIES**

**Subject - SCIENCE**

**Class- 5**

**TOPIC- L 11-Rocks and minerals**  
**L 12- Soil erosion and conservation**

**SUBTOPIC- Types of rocks and their formation**  
**Soil formation, Soil erosion and factors,terrace farming, embankments**

**ASSIGNMENT- Complete the assignments given on edunext.**

**ACTIVITY- Mind map on types of rocks, Layers of soil in a jar , poster on soil conservation**

**MATERIAL REQUIRED - A4 sheets,colours, jar , sand ,gravel, pebbles,water**

# **Maharaja Agarsain Public School**

## **Monthly Planner - DECEMBER**

### **Class-5**

**SDG Goal of the Month - 4-Quality Education, 8-Decent work and Economic Growth,  
16-Peace,Justice and strong institutions**

**Subject - SOCIAL STUDIES**

**Class- 5**

**TOPIC- L-16 Let's Keep in Touch,L-17 Transport, L - 18 They Make Us Proud, L-21  
Governing Ourselves,L-22 The United Nations**

**SUBTOPIC- personal communication, mass communication, land transport, Railways,  
waterways, Airways, Science, Mathematics & Medicine, Social reformers, Lok Sabha,  
Rajya Sabha, The President, Forming government, State government, the Judiciary, Birth  
of the UN.**

**ASSIGNMENT- Worksheets, Back exercise, extra ques. & ans., Diagrams, notes, extra  
q/ans**

**ACTIVITY- Braille script activity, crossword puzzle, Complete the table, star qualities  
activity**

**MATERIAL REQUIRED - colours, a4 and origami sheets, decorative material, fevicol,  
scissor.**

**Maharaja Agarsain Public School**  
**Monthly Planner - DECEMBER**  
**Class-5**

**SDG Goal of the Month - SDG 8 Decent work and economic growth**

**Subject - GERMAN**

**Class- 5**

**TOPIC- Kapitel 20, 21**

**SUBTOPIC- means of transport, professions, sentence formation**

**ASSIGNMENT- worksheet on means of transport, song**

**ACTIVITY- show and tell, transport chart, role play**

**MATERIAL REQUIRED - chart, colors, 3D object**

**Maharaja Agarsain Public School**  
**Monthly Planner - DECEMBER**  
**Class-5**

**SDG Goal of the Month - Quality Education**

**Subject - FRENCH**

**Class- 5**

**TOPIC- Leçon 9: Présentez-vous**

**SUBTOPIC- Self introduction**  
**Ask questions**  
**Carte d'identité**

**ASSIGNMENT- Worksheet on grammar**

**ACTIVITY- Prepare Carte d'identité**

**MATERIAL REQUIRED - A4 sheet, passport size photo, colors etc.**

**Maharaja Agarsain Public School**  
**Monthly Planner - DECEMBER**  
**Class-5**

**SDG Goal of the Month -**

**Subject - SANSKRIT**

**Class- 5**

**TOPIC-** पाठ: 9 चपलः शशकः  
पाठ : 4 धातु बोधः (पुनरावलोकन)

**SUBTOPIC-** बालक , फल , बालिका शब्दरूपाणि , परिवेशगताः शब्दाः

**ASSIGNMENT-** विशेषण संज्ञा चार्ट

**ACTIVITY-** कार्य पत्रिका , अभ्यास पत्रक

**MATERIAL REQUIRED -** स्फोरक पत्रम्, कलमं इत्यादयः



# DECEMBER - 2023

MONDAY	TUESDAY	WEDNESDAY	THURSDAY	FRIDAY	SATURDAY	SUNDAY
				1	2	3
				<b>PUNCTUATION POCKETS</b> -Students will make their "Punctuation Pockets" 		
4	5	6	7	8	9	10
	<b>Find Perimeter and Area using 12 adjacent square</b> 	<b>show and tell (3D object)</b> 	<b>Activity-Give me five-Students will read the subtopic and write five things they have learnt.</b> 	<b>पाठ:- चपलः शशकः</b>  <b>Speaking drill: Présentez-vous</b> 		

```

graph TD
    Rocks([Rocks]) -->|classified as| Igneous([Igneous])
    Rocks -->|classified as| Metamorphic([metamorphic])
    Rocks -->|classified as| Sedimentary([sedimentary])
    Igneous -->|form from| Magma([magma])
    Magma --> NewRocks([new rocks])
    Metamorphic -->|form from| OtherRocks([other rocks that are under heat and/or pressure])
    OtherRocks --> ChangedRocks([changed rocks])
    Sedimentary -->|form from| Sediments([sediments])
    Sediments --> OldThings([old things])
  
```

The diagram is a concept map titled "Rock Concept Map". At the top is an oval labeled "Rocks". A line connects "Rocks" to the text "classified as". From "classified as", three lines branch out to three ovals: "Igneous", "metamorphic", and "sedimentary". Below "Igneous", a line connects to the text "form from", which then connects to an oval labeled "magma". Below "magma", a line connects to an oval labeled "new rocks". Below "metamorphic", a line connects to the text "form from", which then connects to an oval labeled "other rocks that are under heat and/or pressure". Below this oval, a line connects to an oval labeled "changed rocks". Below "sedimentary", a line connects to the text "form from", which then connects to an oval labeled "sediments". Below "sediments", a line connects to an oval labeled "old things".

**CH-11-Draw the picture of Rocket and describe how the boys felt when the rocket took off.**



## Circle/pie graph

A pie chart illustrating the distribution of movie genres. The chart is divided into five segments: Comedy (20%, orange), Action (25%, dark blue), Romance (30%, red), Sci-Fi (20%, light blue), and Drama (5%, grey). Each segment is labeled with its genre name and percentage.

Genre	Percentage
Comedy	20%
Action	25%
Romance	30%
Sci-Fi	20%
Drama	5%



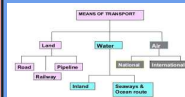
## Prepare Carte d'identité




## Layers of soil in a jar



**Students will make flowchart on types of transport**



## Transport chart alongwith articles



## Reading drill




**role play on  
profession**



**“Awesome Anagrams” quiz will be played in the class**



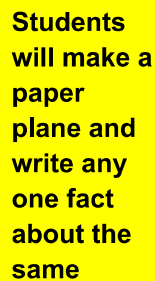
## flow chart on qualities of Sushruta





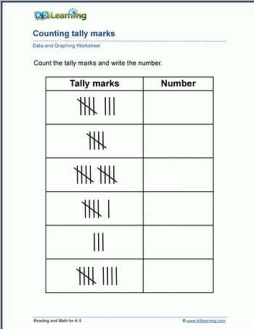



# Poster making on soil conservation

पत् शब्द के धातु रूप संस्कृत में सभी लकारों, पुरुष एवं तीनों वचन में पाये जाते हैं।  
पत् धातु रूप (Pak Dhātu Rop) नीचे दिये गये हैं।

पुरुष	एकवचन	द्विवचन	बहुवचन
प्रथम पुरुष	पठति	पठतः	पठन्ति
मध्यम पुरुष	पठसि	पठथः	पठन्तः
उत्तम पुरुष	पठामि	पठामः	पठामः



24

						
25	26	<p>27</p> <p>Tally marks</p>  <p>Make a G.O. on functions of the government.</p> 	<p>28</p> <p>role play on profession</p> 	<p>29</p> <p>Ray diagram on Lok sabha and rajya sabha</p> 	30	31